

**INSTRUCTIONS MANUAL FOR FILLING ONLINE APPLICATION  
FOR NATIONAL OVERSEAS SCHOLARSHIP FOR ST CANDIDATES  
(Academic Year 2022-23)**

*Please read all instructions carefully, before filling the “National Overseas Application Form”*

1. **Basic Instruction:** The Candidate is required to follow the below mentioned instructions.
  - a. It is necessary to register at Digilocker for all candidates.
  - b. All candidates need to upload their required documents first on Digilocker. The uploaded documents will be used while filling the application form by fetching from the Digi locker to fill the application form.
  - c. All documents should be uploaded in **pdf file** and the **Profile Photo** should be in **.jpg/.jpeg** format.
  - d. If candidates face any problem while filling the application form in Google Chrome or any other browser, it is advised to use internet explorer. In case any issue/error in internet explorer as well, it is advised to clear browser history/cache and try again.
  
2. Before initiating registration process, Candidates are advised to keep following **legible** documents ready in **pdf file** only;

| Sl no. | Name of the documents | Valid document required  |
|--------|-----------------------|--|
| 1.     | Profile Photo         | Passport size photo : [50 KB to 100 KB] only JPEG/JPG  |
| 2.     | DOB Certificate       | 10 <sup>th</sup> Board Certificate where DOB is mentioned  |
| 3.     | PVTG                  | <p>Issued by the competent authority not below the rank of Tehsildar.</p> <p>For PVTG list, refer the below link:<br/> <a href="https://tribal.nic.in/downloads/statistics/AnnualReport/AREnglish2122.pdf">https://tribal.nic.in/downloads/statistics/AnnualReport/AREnglish2122.pdf</a></p> <p>Annexure-9A, page no 238, and Notifications for Scheduling/ De-Scheduling of STs <a href="https://tribal.nic.in/Clm.aspx">https://tribal.nic.in/Clm.aspx</a></p> <p><b>Note: In case of any discrepancies in the spelling of the community in above list, the concerned original Notification will be final &amp; authenticated.</b></p> |
| 4.     | ST Certificate        | <p>Issued by the competent authority not below the rank of Tehsildar, or any other authority authorized by the respective State/UT.</p> <p>For ST list, refer the below links:<br/> <a href="https://tribal.nic.in/downloads/statistics/AnnualReport/AREnglish2122.pdf">https://tribal.nic.in/downloads/statistics/AnnualReport/AREnglish2122.pdf</a></p> <p>Annexure-5B, page no 192 to 201 and Notifications for Scheduling/ De-Scheduling of STs <a href="https://tribal.nic.in/Clm.aspx">https://tribal.nic.in/Clm.aspx</a></p>  |

|    |                    |  |  |   |
|----|--------------------|--|--|---|
|    |                    | <b>Note: In case of any discrepancies in the spelling of the community in above list, the concerned original Notification will be final &amp; authenticated.</b>   |  |   |
| 5. | Income Certificate | Total family income from all sources issued by the competent authority authorized by the competent authority for the financial year 2021-22 [1 <sup>st</sup> April'2021 to 31 <sup>st</sup> March,2022). Family income includes income from all sources of parents, self and spouse. |  |   |
| 6. | Tax assessment     | (ITR/Form16), if applicable: Assessment Year 2022-23.  |  |   |
| 6. | Marksheet          | Master degree  | Graduation [all years/semester marks with consolidated grade sheet]  | Conversion formula sheet [where it shows formula from CGPA/OGPA/FGPA to percentage] |
|    |                    | Ph.D   | Master degree [all years/semester marks with consolidated grade sheet] <i>No M.phil marksheet is allowed</i>                                 |   |
|    |                    | Post-doctoral  | Master degree [all years/semester marks with consolidated grade sheet] and Ph.D awarded certification. <i>No M.Phil marksheet is allowed</i> |   |

❖ There are three stages for filling application of National Overseas Scholarship for ST Candidates:

- **Step-I. Registration Processing National Overseas Portal.**
- **Step-II. Registration Processing Digilocker Portal**(Only for those candidates who doesn't have Their Digilocker Account.)
- **Step-III. Filling Application Form**

**Note:** It is mandatory for all the candidates to register separately on Overseas portal [<https://overseas.tribal.gov.in/>and Digi locker portal “[<https://digilocker.gov.in/>”]

### **Step-I. Registration Process in National Overseas Portal**

- ❖ The candidate is required to register him/herself in the portal at <https://overseas.tribal.gov.in> with valid E-Mail ID and Mobile Number.



- After clicking on **New Registration** ➔ **Student Registration** tab, the registration form will open.

|  |   |  |
|--|---|--|
| <b>Applicant's Full Name*</b>            | : | Enter name as mentioned in Matriculation/10th/SSC Certificate.   |
| <b>Mobile Number*</b>                    | : | Enter valid mobile number.(This mobile number should be active Throughout the selection process)   |
| <b>Alternate Mobile Number(Optional)</b> | : | Enter any alternate mobile number, if available.   |
| <b>Date of Birth*</b>                    | : | Select your Date of Birth as per the 10 <sup>th</sup> /matriculation certificate from the calendar. It is to be noted that applicant should not be more than 35 years of age as on 1 <sup>st</sup> July 2022.                              |
| <b>E-mail Id*</b>                        | : | Enter your valid email id (All in Small Letters, E.g.: <a href="mailto:abc123@gmail.com">abc123@gmail.com</a> ). <b>Your emailed will be your User ID for login.</b><br>[This email id should be active till the completion of the course] |

|                                |   |  |
|--------------------------------|---|--|
| <b>Domicile State Name*</b>    | : | Select Domicile state[mentioned in ST/PVTG certificate] from the dropdown box available. |
| <b>Domicile District Name*</b> | : | Select Domicile district from the dropdown box available.                                |

Set Password \*:

Retype Password \*:

Captcha Code: **X 4 L G**

Enter Captcha Code \*:

[Register](#)

|                            |   |   |
|----------------------------|---|---|
| <b>Set Password*</b>       | : | Create a password which should have minimum 8 characters. |
| <b>Retype Password*</b>    | : | Retype the password same as above.                        |
| <b>Enter Captcha Code*</b> | : | Enter the Captcha code.                                   |

|                   |   |   |
|-------------------|---|---|
| <b>“Register”</b> | : | After filling student registration form, applicants are advised to verify the information before clicking on <b>“Register”</b> button. Once Registration process is completed, the basic information can't be changed. i.e name, DOB, email id, mobile, domicile State and district ) |
|-------------------|---|---|

**!!! After clicking on register button, You will receive an OTP message on your mobile Number and email id mentioned during registration process. Now you are required to enter the same OTP in the text box and also click at submit button**

- If incase OTP is not received, kindly click on the resend OTP button.



जनजातीय कार्य मंत्रालय  
Ministry of Tribal Affairs

## NATIONAL OVERSEAS SCHOLARSHIP PORTAL

Home
About the Scheme
Dashboard
Grievances
Contact Us
Login
New Registration
Registration on DigLocker

[Back](#)  
Note :- Please refer 'About the Scheme' option for 'Guidelines' and 'Instruction Manual' before proceeding.


**Students Registration For National Overseas Scholarship**

Enter OTP\*:

[Submit](#)
[Resend OTP](#)
[Back](#)

- The applicant will get confirmation message as “Your registration completed successfully” after entering correct OTP and submit it.

**!!!Remember the login and password for all future correspondence.**

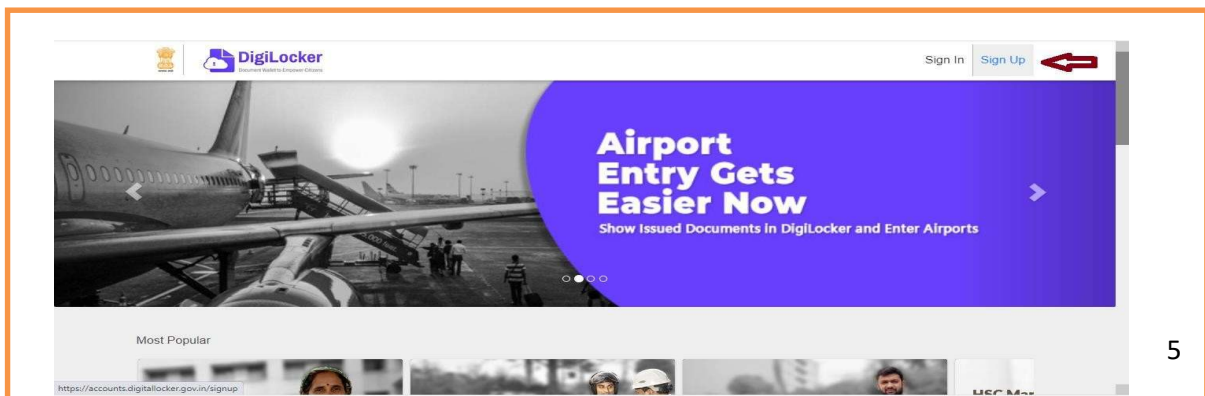


**Step – II Registration Process for Digi locker**  
 (Only for those who doesn't have their Digi locker ID)



- The applicant whose account is not on Digi Locker will have to register his new account by clicking on the "Register on Digi Locker" button.

*!!!No need to create another account, if you have already registered on Digilocker. You may use the same account ID for login and Upload /retrieve your related documents from Digi locker. The documents available on Digi locker will be directly fetched and need not be uploaded again. Only those documents which are not available in Digi locker will required to be uploaded by the applicant.*

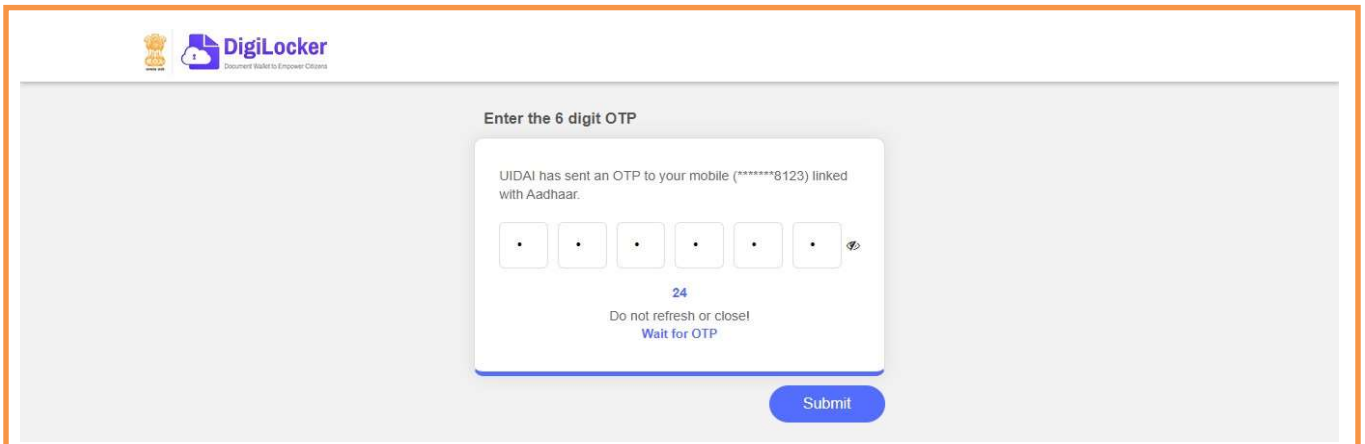


- **Process for Sign Up:** By clicking on Sign Up button, where the applicant will be asked to enter Aadhaar number and click on Next button.



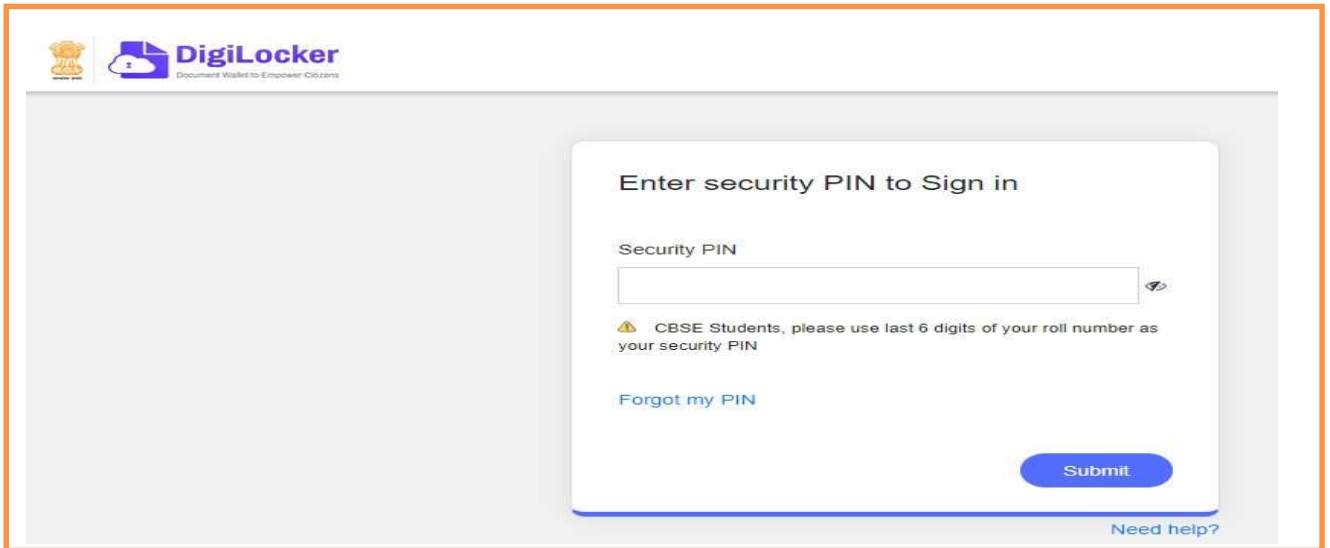
The screenshot shows the DigiLocker sign-up interface. At the top left, there are the logos for the Government of India and DigiLocker. The main heading is "Enter your Aadhaar Number". Below this, there are three input fields for the Aadhaar number. A note states: "DigiLocker uses Aadhaar to enable authentic document access." At the bottom right, there is a blue "Next" button. At the bottom center, there is a link that says "Don't want to use Aadhaar?".

- Enter the OTP received on mobile number and click on Submit button.

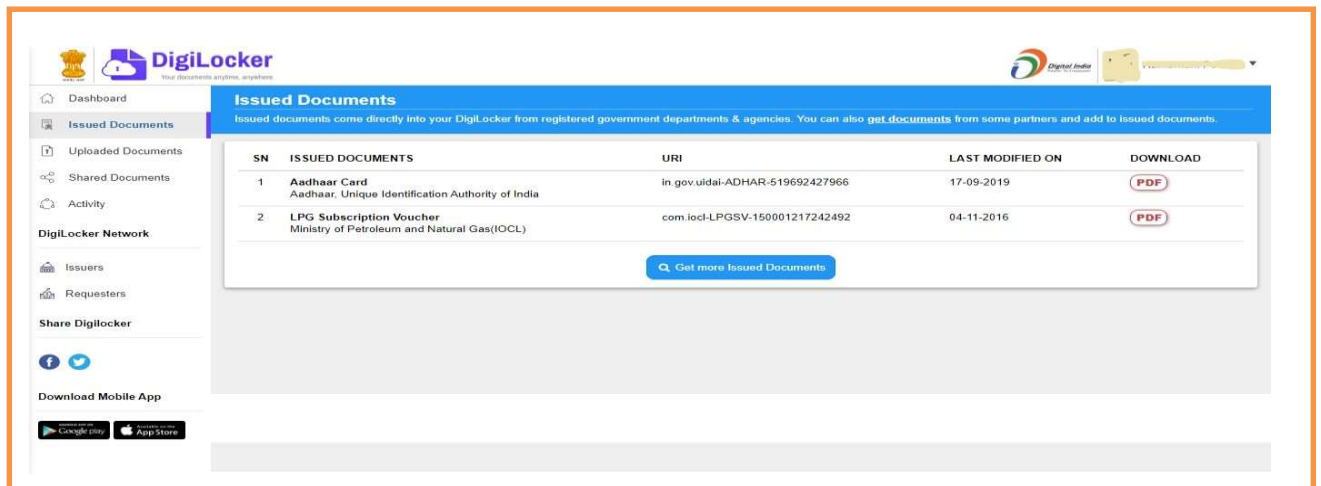


The screenshot shows the DigiLocker sign-up interface for the OTP step. At the top left, there are the logos for the Government of India and DigiLocker. The main heading is "Enter the 6 digit OTP". Below this, there is a message: "UIDAI has sent an OTP to your mobile (\*\*\*\*\*8123) linked with Aadhaar." Underneath the message, there are six input boxes for the OTP digits, followed by a small eye icon. A timer shows "24" seconds remaining. Below the timer, it says "Do not refresh or close!" and "Wait for OTP". At the bottom right, there is a blue "Submit" button.

- Now you have to create a security Pin code (6 digit) by yourself and remember it for further use and click on submit button. Then your Digi locker account will open.

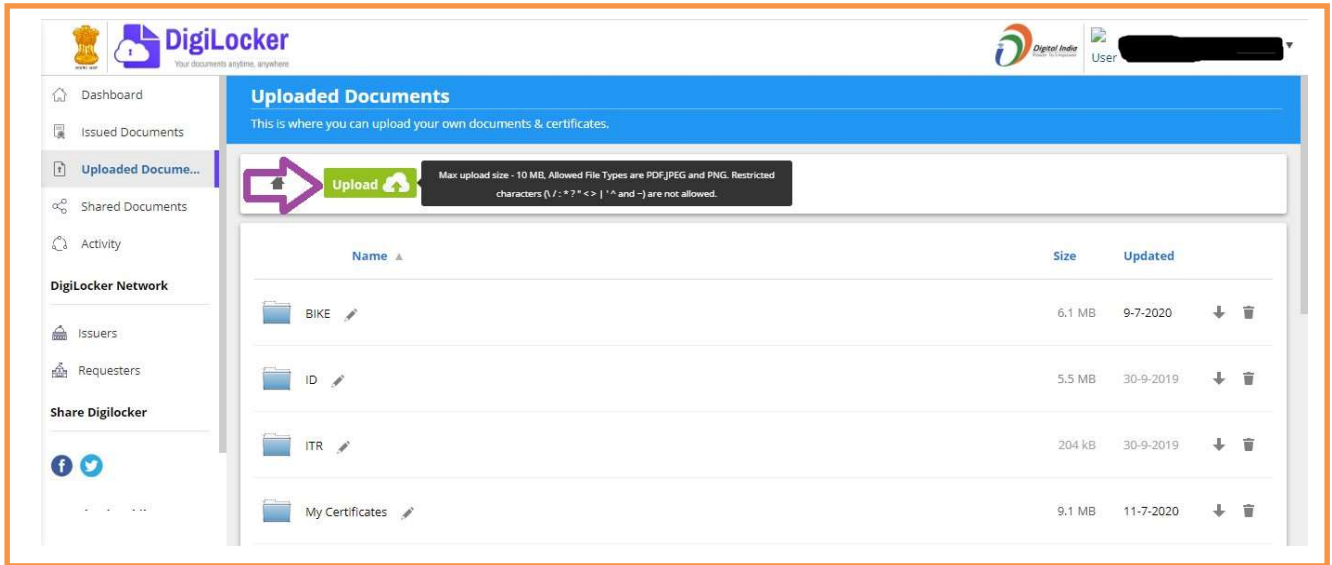


Please verify your email: Kindly enter your mail id shown in the below image and click on “Send Verification button”. Then you will get an OTP on your entered e-mail Id. After entering the received OTP your Digi locker account will be activated.



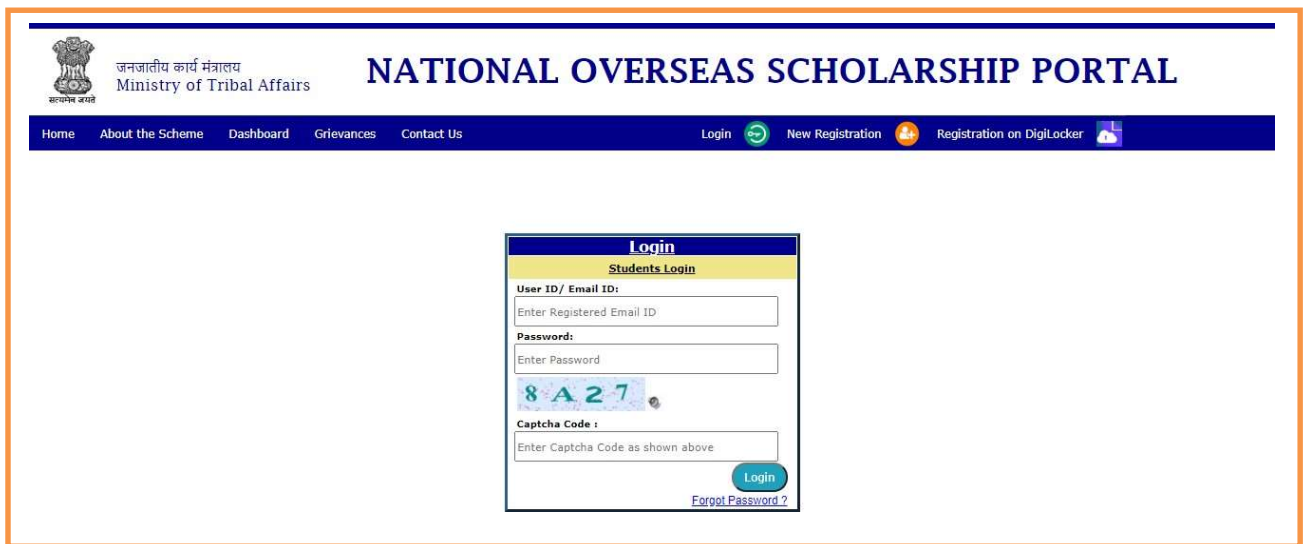
In the dash board of Digi locker there are two columns one is “Issued Documents (Verified by Government or competent authority)” and another is “Uploaded Documents (self-uploaded)”.

- **How to Upload the Documents on Digi Locker:** If any related document is not under Issued documents, upload all the required document at “**Uploaded documents**” section.



### **Step-III National Overseas Application Form:**


- The candidate is required to fill the application form with all necessary information and documents.
- **Log In Screen:** Enter your email Id, password and valid captcha code.



- After successful login Application form will be displayed to fill information.



## 1. Personal Information:



जनजातीय कार्य मंत्रालय  
Ministry of Tribal Affairs

# NATIONAL OVERSEAS SCHOLARSHIP PORTAL

Update Deficient Documents
Acceptance for Interview
Well [ ] Logout

[Back](#)

**App. No.: 202223-NOS-ASS-00004** **Application Status : Submitted**

Personal Information
Address Details
Candidate Status
Education Details
Work Experience Detail
Relatives Details
Candidate's Document

|                     |   |                               |                                |
|---------------------|---|-------------------------------|--------------------------------|
| Full Name*          | <input type="text"/>                          | Gender*                       | Male <input type="text"/>      |
| Mother's Name*      | <input type="text" value="xczsc"/>            | Father/ Guardian's Name*      | <input type="text"/>           |
| Date of Birth*      | <input type="text"/>                          | Domicile State*               | ASSAM <input type="text"/>     |
| Mobile Number*      | <input type="text"/>                          | Email ID*                     | <input type="text"/>           |
| Aadhaar No*         | <input type="text" value="Enter Aadhaar No"/> | ST Certificate Issuing State* | ASSAM <input type="text"/>     |
| Tribe's/ Community* | --Select-- <input type="text"/>               | Religion*                     | Christian <input type="text"/> |

|                               |   |   |
|-------------------------------|---|---|
| <b>Full Name</b>              | : | Pre-filled  |
| <b>Mother's Name</b>          | : | Enter Mother's name as per 10 <sup>th</sup> board certificate.          |
| <b>Father/Guardian's Name</b> | : | Enter Father/Guardian's name as per 10 <sup>th</sup> board certificate. |
| <b>Gender</b>                 | : | Select the Gender from the drop-down menu (Male/Female/Others).         |
| <b>Date of Birth</b>          | : | Pre-filled  |
| <b>Mobile number</b>          | : | Pre-filled  |
| <b>Email id</b>               | : | Pre-filled  |
| <b>Domicile State</b>         | : | Pre-filled  |
| <b>Aadhaar Number</b>         | : | Enter valid Aadhaar Number.   |
| <b>Religion</b>               | : | Select the religion from the drop-down menu.                            |
| <b>Tribe/Community Name</b>   | : | Select the Tribe/Community name from the drop-down menu.                |

## 2. Candidates Address Details:

| Personal Information  | Address Details | Candidate Status | Education Details | Work Experience Details | Relatives Details | Candidate's Document |
|---|-----------------|------------------|-------------------|-------------------------|-------------------|----------------------|
| <b>Permanent Add belongs to:*</b> <input checked="" type="radio"/> Rural <input type="radio"/> Urban<br>House No/ Flat No* <input type="text" value="bvnj"/> Plot No* <input type="text" value="ghjcgj"/><br>State* <input type="text" value="ASSAM"/> District* <input type="text" value="Biswanath"/><br>Block/ Taluka Name* <input type="text" value="jgfigfhj"/> Village Name* <input type="text" value="fjgj"/><br>PIN Code* <input type="text" value="110059"/><br><input type="checkbox"/> Please tick in box, if Permanent Address and Correspondance Address are same. |                 |                  |                   |                         |                   |                      |
| <b>Correspondance Add. belongs to*</b> <input checked="" type="radio"/> Rural <input type="radio"/> Urban<br>House No/ Flat No* <input type="text" value="bvnj"/> Plot No* <input type="text" value="Enter Plot No"/><br>State* <input type="text" value="ASSAM"/> District* <input type="text" value="Biswanath"/><br>Block/ Taluka Name* <input type="text" value="jgfigfhj"/> Village Name* <input type="text" value="Enter Village Name."/><br>PIN Code* <input type="text" value="110059"/>  |                 |                  |                   |                         |                   |                      |

### Permanent Address:-

|                                 |   |   |
|---------------------------------|---|---|
| <b>House No/Flat No/Plot No</b> | : | Enter House No/Flat No/Plot No etc.           |
| <b>State</b>                    | : | Select the state name from drop down menu.    |
| <b>District</b>                 | : | Select the district name from drop down menu. |
| <b>Pin Code</b>                 | : | Write the 6 digit valid Pin Code              |


**Correspondence Address: - [Note: In case the Permanent address and correspondence address are same, "tick" in the check box]**

|                                 |   |   |
|---------------------------------|---|---|
| <b>House No/Flat No/Plot No</b> | : | Enter correct address                         |
| <b>State</b>                    | : | Select the state name from drop down menu.    |
| <b>District</b>                 | : | Select the district name from drop down menu. |
| <b>Pin Code</b>                 | : | Write the 6 digit valid Pin Code              |

|                           |  |                      |  |
|---------------------------|--|----------------------|--|
| <b>Relative Details:-</b> |  |                      |  |
| Relative's Name*          | <input type="text" value="Enter Relative's Name"/>             | Relation*            | <input type="text" value="--Select--"/>                |
| Contact No*               | <input type="text" value="Enter Relative's Contact Numberss"/> | Relative's Email ID* | <input type="text" value="Enter Relative's Email ID"/> |

|                            |   |  |
|----------------------------|---|--|
| <b>Relative's Name</b>     | : | Enter Relative's Name                                      |
| <b>Relation</b>            | : | Select the Relationship with relative from drop down menu. |
| <b>Contact No.</b>         | : | Enter Relative's Contact Number                            |
| <b>Relative's Email ID</b> | : | Enter Relative's valid Email ID                            |

### 3. Candidate's Status:



जनजातीय कार्य मंत्रालय  
Ministry of Tribal Affairs

## NATIONAL OVERSEAS SCHOLARSHIP PORTAL

[Update Deficient Documents](#)    [Acceptance for Interview](#)    Welcome : alok@gmail.com    [Logout](#)

Back

App. No.: 202223-NOS-ASS-00004
Application Status : **Submitted**

Personal Information

Address Details

Candidate Status

Education Details

Work Experience Details

Relatives Details

Candidate's Document

Do you belong to PVTG\*  (In Rs.)

Self (Annual Income)\*  (In Rs.)      Father (Annual Income)\*  (In Rs.)

Mother (Annual Income)\*  (In Rs.)      Spouse (Annual Income)\*  (In Rs.)

Other Source (Annual Income)\*  (In Rs.)      Family's Annual Income\*  (In Rs.)

Back
Save & Next

|                                     |   |   |
|-------------------------------------|---|---|
| <b>Do you belong to PVTG</b>        | : | If belong to PVTG select "YES" and further select PVTG community from the dropdown list. Otherwise select "No". |
| <b>Self(Annual Income)</b>          | : | Enter your annual income during 2021-22, if any   |
| <b>Father(Annual Income)</b>        | : | Enter your father's annual income during 2021-22, if any  |
| <b>Mother(Annual Income)</b>        | : | Enter your mother's annual incomes during 2021-22, if any   |
| <b>Spouse(Annual Income)</b>        | : | Enter your Spouse's annual income during 2021-22, if any  |
| <b>Other Source (Annual Income)</b> | : | Enter other source of annual income during 2021-22, if any  |
| <b>Family's Annual Income</b>       | : | Automatically calculated based on above information   |

Note:

1. *The Total family's income from all sources of the candidate or his/her parents/guardians or spouse should not exceed Rs. 6,00,000/- per annum (excluding such allowances as are not treated as part of total income for the purpose of Income Tax) as certified by the employer. If the candidate is currently employed, a copy of latest tax assessment [ITR, Form-16] be also enclosed in the application.*
2. *The candidate is required to provide details of income from all sources of his/her family members aforesaid of last financial year[2021-22]*
3. *The Income certificate should be issued by competent authority not below the rank of Tehsildar.*

4. The Candidates are advised to upload all income certificates in single PDF file, while up loading the documents in the application form.

#### 4. Education Details:

**4. Education Details**

Have you passed GRE/GMAT/TOFEL etc. (If Yes, Please give details.)

Have you applied for/ get any offers for universities abroad?(If Yes, Please give details.)

Research Stream\*  Engineering  Management  Finance  Economic/ Science  Pure Science  Applied Science  Agriculture  Medicine  Humanities  Social Science

Degree/ Programme for which Scholarship is sought\*  Masters Degree  Ph.D  Post Doctoral Research

|   |   |   |
|---|---|---|
| <b>Have you passed GRE/GMAT/TOEFL etc.</b>                        | : | If you passed GRE/GMAT/TOEFL etc. select “Yes” from Drop down menu, then give details, otherwise select “No”                        |
| <b>Have you applied for/get any offer for universities abroad</b> | : | If you applied for/get any offer for universities abroad select “Yes” from, dropdown menu, then give details, otherwise select “No” |
| <b>Research Stream</b>  | : | The candidate may click radiobutton indicating the research stream under which he/she is applying.                                  |

**Degree/Programme for which Scholarship:** The scholarship is provided for Master’s Degree, Ph.D and Post-Doctoral Research . The relevant course need to be selected by the candidate.

#### for Master Degree Course

Degree/ Programme for which Scholarship is sought\*  Masters Degree  Ph.D  Post Doctoral Research

| Education            | University Name and AISHE Code  | Examination Name and Stream  | Passing Year                     | CGPA/ OGPA  | Percentage of Marks                       |
|----------------------|---|--|----------------------------------|---|---|
| Graduation/ Bachelor | <input type="text" value="University Name"/> <input type="text" value="AISHE"/> | <input type="text" value="Examination Name"/> <input type="text" value="Stream Name"/> | <input type="text" value="Sel"/> | <input type="text" value="Ye"/> <input type="text" value="Grade Me"/> | <input type="text" value="Enter % of I"/> |

- Enter University name
- Enter the University AISHE code [refer <http://aishe.gov.in/aishe/aisheCode> ]

Institution AISHE Code

Institution Type: University | \*State: Delhi | District: --All District-- | University Type: --All University Type--

Submit | Reset

Show 10 entries | Search:

| Aishe Code | State Name | District Name | University Name                                       | University Type                  | Status |
|------------|------------|---------------|---|----------------------------------|--------|
| U-0096     | Delhi      | South         | All India Institute of Medical Sciences               | Institute of National Importance | Active |
| U-0853     | Delhi      | South         | DELHI PHARMACEUTICAL SCIENCES AND RESEARCH UNIVERSITY | State Public University          | Active |
| U-0098     | Delhi      | North West    | Delhi Technological University                        | State Public University          | Active |

- Enter name of the examination and stream details
- Select the year of passing from drop down menu
- **CGPA/OGPA:** Select **“YES”** if Graduation degree marking system is based on CGPA (Cumulative Grade Point Average) or based on OPGA (Overall Grade Point Average). Otherwise select **“NO”**.
- Enter the total percentage of marks [or enter equivalent percentage in case of CGPA/OGPA]

### for Ph.D Course

Degree/ Programme for which Scholarship is sought\*  Masters Degree  Ph.D  Post Doctoral Research

| Education               | University Name and AISHE Code |       | Examination Name and Stream |                   | Passing Year | CGPA/ OGPA | Percentage of Marks |
|-------------------------|--------------------------------|-------|-----------------------------|-------------------|--------------|------------|---------------------|
| Post Graduation/ Master | University Name                | AISHE | MA/ M.Sc/ MCA/ M            | Science/ Maths/ A | Select       | No         | Enter % of Marks    |

- Enter University name
- Enter the University AISHE code [refer <http://aishe.gov.in/aishe/aisheCode> ]
- Enter name of the examination and stream details
- Select the year of passing from drop down menu
- **CGPA/OGPA:** Select **“YES”** if Post Graduation degree marking system is based on CGPA (Cumulative Grade Point Average) or based on OPGA (Overall Grade Point Average).

Otherwise select “NO”.

- Enter the total percentage of marks [or enter equivalent percentage in case of CGPA/OGPA]

### Post-Doctoral Research Course


Degree/ Programme for which Scholarship is sought\*  Masters Degree  Ph.D  Post Doctoral Research

| Education               | University Name and AISHE Code                                  | Examination Name and Stream  | Passing Year              | CGPA/ OGPA              | Percentage of Marks                   |
|-------------------------|---|--|---------------------------|-------------------------|---------------------------------------|
| Post Graduation/ Master | University Name <input type="text"/> AISHE <input type="text"/> | MA/ M.Sc/ MCA/ M <input type="text"/> Science/ Maths/ A <input type="text"/> | Sele <input type="text"/> | No <input type="text"/> | Enter % of Marks <input type="text"/> |
| Ph.D                    | University Name <input type="text"/> AISHE <input type="text"/> | MA/ M.Sc/ MCA/ M <input type="text"/> Science/ Maths/ A <input type="text"/> | Sele <input type="text"/> | No <input type="text"/> | Enter % of Marks <input type="text"/> |

- Enter University name
- Enter the University AISHE code [refer <http://aishe.gov.in/aishe/aisheCode>]
- Enter name of the examination and stream details
- Select the year of passing from dropdown menu
- **CGPA/OGPA:** Select as “YES” if Post Graduation//Ph.D degree marking system is based on CGPA (Cumulative Grade Point Average) or based on OPGA (Overall Grade Point Average). Otherwise select as “NO”.
- Enter the total percentage of marks [or enter equivalent percentage in case of CGPA/OGPA]

**[NOTE: If the applicant’s grading system is in CGPA/OGPA then applicant has to provide the Conversion document (from CGPA/OGPA to equivalent Percentage) as per their respective University Norms.]**

## 5. Work Experience Details:

 जनजातीय कार्य मंत्रालय  
Ministry of Tribal Affairs

# NATIONAL OVERSEAS SCHOLARSHIP PORTAL

Update Deficient Documents Acceptance for Interview Welcome : alok@gmail.com Logout

Back

App. No.: 202223-NOS-ASS-00004 Application Status : Submitted

Personal Information Address Details Candidate Status Education Details **Work Experience Details** Relatives Details Candidate's Document

Whether currently working No

Year of work experience\* 0


Work experience Area\*  Research  Teaching  Professional of the concerned field  Other

Details of Work Experience dfgddh

Back Save & Next

|                                   |   |   |
|-----------------------------------|---|---|
| <b>Whether currently working</b>  | : | If you are currently working, select "Yes" otherwise select "No".<br><b>Note:</b> upload ITR or Form16 if currently working for the year 2021-22. |
| <b>Year of work experience</b>    | : | Select No. of years of experience from drop down menu   |
| <b>Work experience Area</b>       | : | Select work experience area from the given options  |
| <b>Details of work experience</b> | : | Please provide experience details in brief  |

## 6. Relatives Details (Awarded Scholarship):



जनजातीय कार्य मंत्रालय  
Ministry of Tribal Affairs

# NATIONAL OVERSEAS SCHOLARSHIP PORTAL

Update Deficient Documents
Acceptance for Interview
Welcome : alok@gmail.com
Logout

[Back](#)

App. No.: **202223-NOS-ASS-00004** Application Status : **Submitted**

Personal Information
Address Details
Candidate Status
Education Details
Work Experience Details
Relatives Details
Candidate's Document

Have any of your relatives been awarded this Scholarship? If so, please state their name, relationship with you and year of award No

[Back](#)
[Save & Next](#)

**Note#** If any relative been awarded the NOS Scholarship earlier for ST, kindly provide the required information.

## 7. Candidate's Documents:

App. No.: **202223-NOS-ASS-00004**

Application Status : **Submitted**

Personal Information
Address Details
Candidate Status
Education Details
Work Experience Details
Relatives Details
Candidate's Document

1. All documents are compulsory to be uploaded in Digilocker.

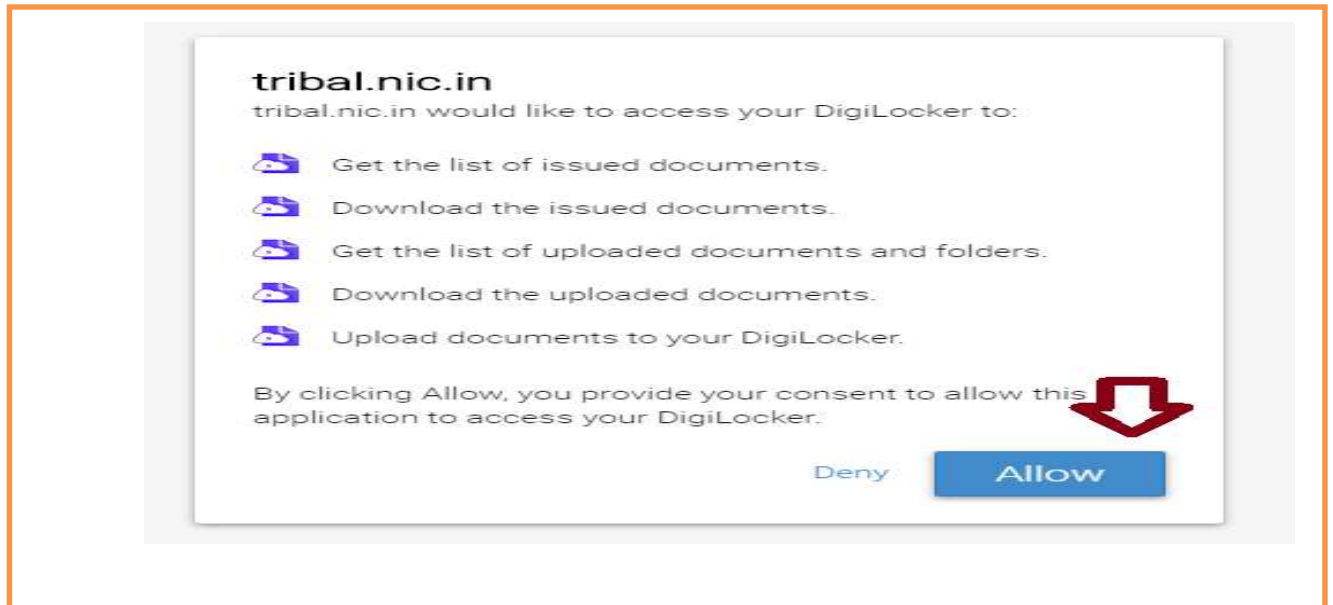
2. If your required documents (Given below in table) are available in Digilocker then please [Fetch Documents from DigiLocker for linking]

| Required Documents   | Linked Documents        |
|--|-------------------------|
| Profile/Personal Photo   | IMG-20200923-WA0015.jpg |
| DOB Certificate  | 153150757.pdf           |
| Family Income Certificate  | 153150757.pdf           |
| ST Certificate   | 153150757.pdf           |
| Graduation(Marksheet) and Conversion factor formulae from CGPA to equivalent percent of mark (If CGPA) | 153150757.pdf           |

**I agree to the following: / मैं निम्नलिखित के लिए सहमत हूँ।**

- **Fetching of document from Digilocker:** Candidate can fetch the document from the Digilocker by clicking on Option No3. Fetch Documents from DigiLocker for linking.
- It will redirect the applicant to the Digilocker window, then applicant have to sign in and

click on “allow” button to get the documents from the Digi-locker.



- After click on allow button, applicant will get the access for the section of “Issued Documents” and “ Uploaded documents ”on the application form.
- To “**Retrieve issued document**” applicant needs to click on Retrieve button.



Retrieve Issued Documents (From Digilocker)
Retrieve Other Documents (From Digilocker)

Aadhaar Card  
 Driving License  
 PAN Verification Record  
 Residence Certificate

| Sl No. | Link Document | Document Name           | Issuer |                                       |
|--------|---------------|-------------------------|--------|---------------------------------------|
| 1      | --Select--    | Aadhaar Card            | ADHAR  | <input type="button" value="Delete"/> |
| 2      | --Select--    | Driving License         | DRVLC  | <input type="button" value="Delete"/> |
| 3      | --Select--    | PAN Verification Record | PANCR  | <input type="button" value="Delete"/> |

**7. Declaration By The Applicant/ आवेदक द्वारा घोषणा**

**I agree to the following: / मैं निम्नलिखित के लिए सहमत हूँ।**

i. I have read and understood the guidelines for registration.  
मैंने पंजीकरण के लिए दिशानिर्देशों को पढ़ा और समझा है।

ii. I am aware that if more than one application is found to be filled all my applications are liable to be rejected.

Copyright © 2018. All rights reserved. Content Managed by Ministry of Tribal Affairs, Last Updated on : 04/07/2019

- **Retrieve Other Documents :** By clicking on “Retrieve other documents” you will get those documents which have been uploaded by you in DigiLocker.

Retrieve Issued Documents (From Digilocker)
Retrieve Other Documents (From Digilocker)

Family Income Certificate.pdf  
 Master Degree(Marksheet) and Conversion factor for.pdf  
 Profile Personal Photo.jpg  
 DOB Certificate.pdf  
 PVTG Certificate.pdf  
 Copy of latest Tax Assessment (ITR Form 16) .pdf  
 ST Certificate.pdf

| Sl No. | Link Document | Document Name  | Issuer |                                       |
|--------|---------------|--|--------|---------------------------------------|
| 1      | --Select--    | Family Income Certificate.pdf                          | OTHER  | <input type="button" value="Delete"/> |
| 2      | --Select--    | Master Degree(Marksheet) and Conversion factor for.pdf | OTHER  | <input type="button" value="Delete"/> |
| 3      | --Select--    | Profile Personal Photo.jpg                             | OTHER  | <input type="button" value="Delete"/> |
| 4      | --Select--    | DOB Certificate.pdf                                    | OTHER  | <input type="button" value="Delete"/> |
| 5      | --Select--    | PVTG Certificate.pdf                                   | OTHER  | <input type="button" value="Delete"/> |
| 6      | --Select--    | Copy of latest Tax Assessment (ITR Form 16) .pdf       | OTHER  | <input type="button" value="Delete"/> |
| 7      | --Select--    | ST Certificate.pdf                                     | OTHER  | <input type="button" value="Delete"/> |

**8. Declaration By The Applicant/ आवेदक द्वारा घोषणा**

**I agree to the following: / मैं निम्नलिखित के लिए सहमत हूँ।**

i. I have read and understood the guidelines for registration.  
मैंने पंजीकरण के लिए दिशानिर्देशों को पढ़ा और समझा है।

ii. I am aware that if more than one application is found to be filled all my applications are liable to be rejected.

Copyright © 2018. All rights reserved. Content Managed by Ministry of Tribal Affairs, Last Updated on : 04/07/2019

- **Link Document:** Applicant is required to Link all the relevant documents on their respective Place.

**Declaration by the Applicant:** Read declaration part carefully and submit your application.

**8.Declaration By The Applicant/ आवेदक द्वारा घोषणा**

**I agree to the following: / मैं निम्नलिखित के लिए सहमत हूँ।**

i. I have read and understood the guidelines for registration.  
मैंने पंजीकरण के लिए दिशानिर्देशों को पढ़ा और समझा है।

ii. I am aware that if more than one application is found to be filled all my applications are liable to be rejected.  
मैं जानसुक हूँ कि यदि एक से अधिक आवेदन भरे हुए पाए जाते हैं, तो मेरे सभी आवेदन अस्वीकार कर दिए जाने योग्य हैं।

iii. I hereby declare that all statements made in the application are true, complete and correct to the best of my knowledge and belief. I understand that in the event of any information being found untrue / false / incorrect or I do not satisfy the eligibility criteria, my candidature will be cancelled / terminated, without assigning any reasons thereof. I have read the contents of the advertisement and agree to abide by the rules, regulations and procedures for the application NOS2022-23 applied for.  
मैं इस बात की घोषणा करता हूँ कि आवेदन में दिए गए सभी कथन मेरे ज्ञान और विश्वास के पूर्ण और सही हैं। मैं समझता हूँ कि किसी भी जानकारी के असत्य / गलत पाए जाने की स्थिति में या पात्रता मानदंड को पूरा नहीं करता हूँ तो मेरी उम्मीदकारी रद्द / समाप्त कर दी जाएगी, बिना किसी कारण बताए। मैंने विज्ञापन की सामग्री को पढ़ा है और स्वीकार करता हूँ कि मैं 2022-23 आवेदन के नियमों, विनियमों और प्रक्रियाओं का पालन करने के लिए सहमत हूँ।

**Save As Draft**      **Submit**

- Read the declaration table carefully before you submitting your application. When you are submitted the application then it will be automatically considered that you have agreed to the Norms and conditions written in the Declaration Section.
- The applicant needs to click **“Save As Draft”** button whenever required to resume the application form in edit mode.
- Click on **“Submit”** button for final submission of the Application. **(Any information cannot be updated/edited, if application submitted successfully.)**

\*\*\*\*\*